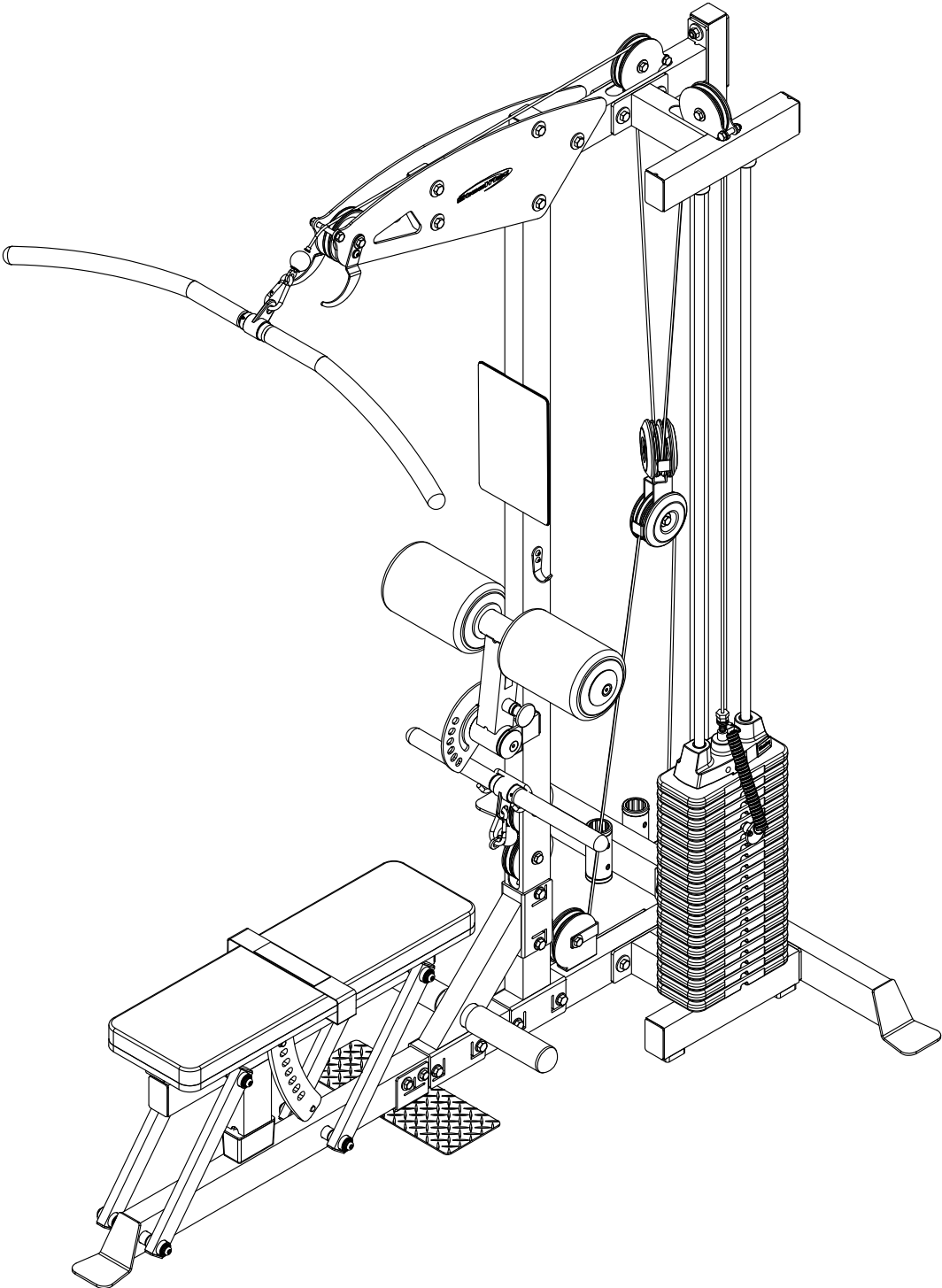




*CLLM88*



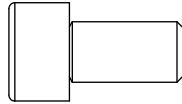
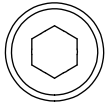
Assembly & Instructions  
**OWNER'S & MANUAL**

**CLLM88 HARDWARE**  
(shown in actual size)


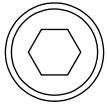
A1.M5X4L Countersunk Hexagonal Screw Qty.4(Pre-installed)



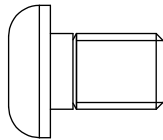
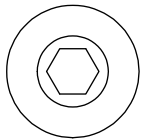
A2.M8X15L-CAP Round Head Hexagonal Screw Qty.1(Pre-installed)



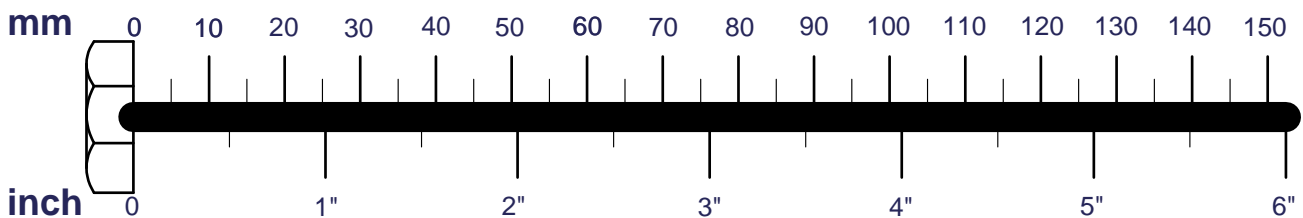
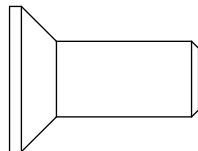
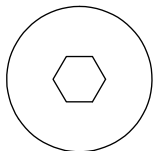
A3.M8X55L-CAP Round Head Hexagonal Screw Qty.2(Pre-installed)



A4.M10X15L Half Round Head Hexagonal Screw Qty.8(Pre-installed)

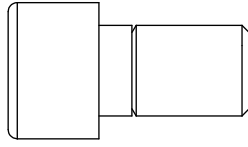
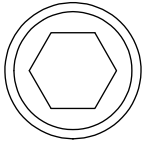


A5.M10X25L Conical Flat Head Hexagonal Screw Qty.2(Pre-installed)

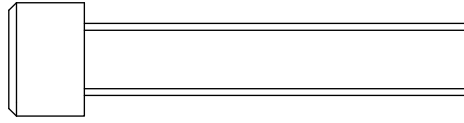
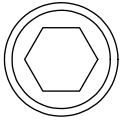


**CLLM88 HARDWARE**  
(shown in actual size)

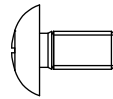
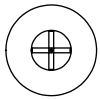
A6.M12X20L-CAP Round Head Hexagonal Screw Qty.1(Pre-installed)



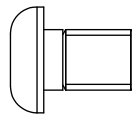
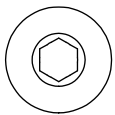
A7.3/8"X2"L-CAP Round Head Hexagonal Screw Qty.1



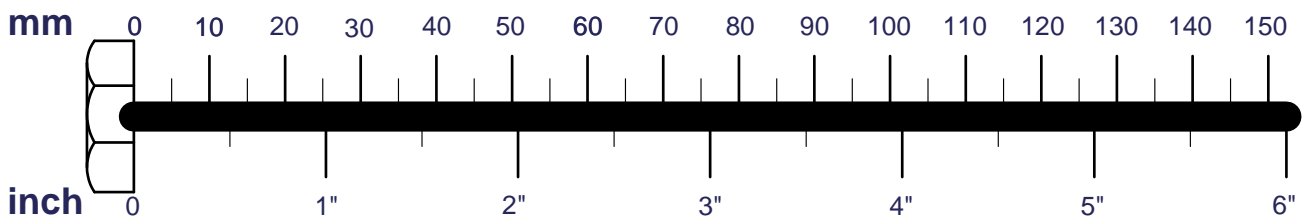
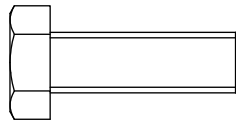
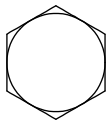
A8.M5X10L Large Flat Round Head Cross Screw Qty.2



A9.M8X12L Half Round Head Hexagonal Screw Qty.2




A10.M8X25L General Hexagonal Screw Qty.4

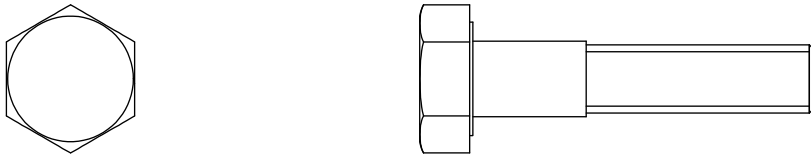


**CLLM88 HARDWARE**  
(shown in actual size)

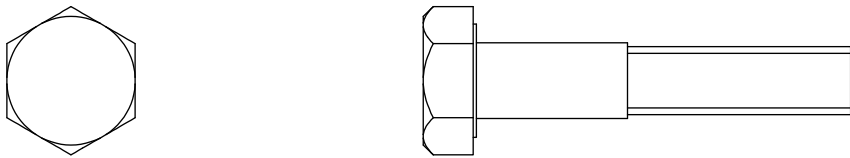
A11.M10X25L Conical Flat Head Hexagonal Screw Qty.2



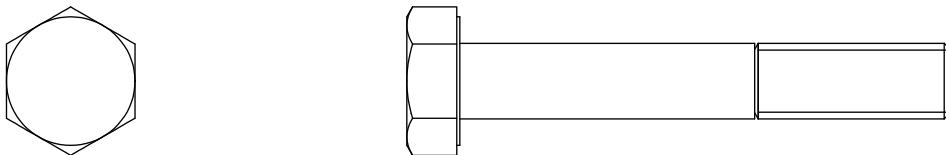
A12.M10X45L General Hexagonal Screw Qty.5



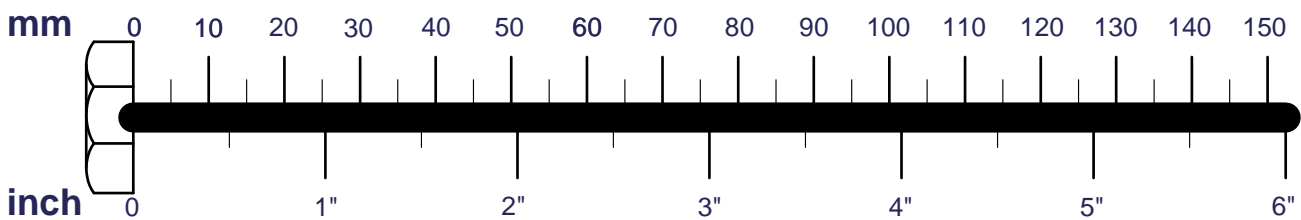
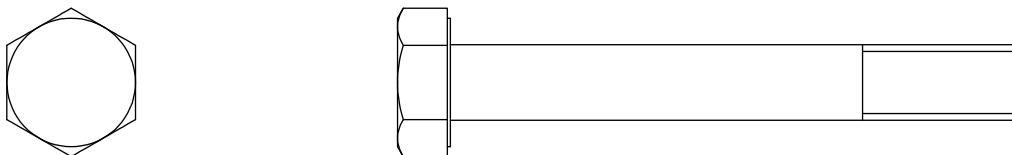
A13.M10X50L General Hexagonal Screw Qty.2



A14.M10X65L General Hexagonal Screw Qty.2

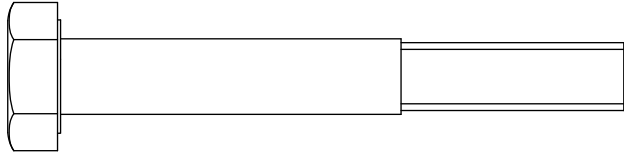
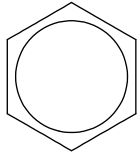


A15.M10X70L General Hexagonal Screw Qty.1


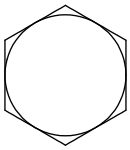


**CLLM88 HARDWARE**  
(shown in actual size)

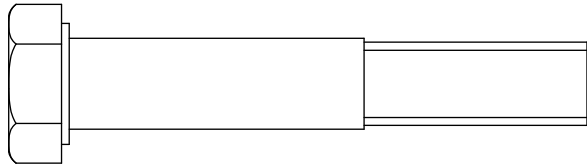
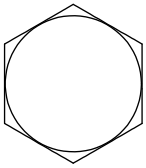
A16.M10X75L General Hexagonal Screw Qty.5



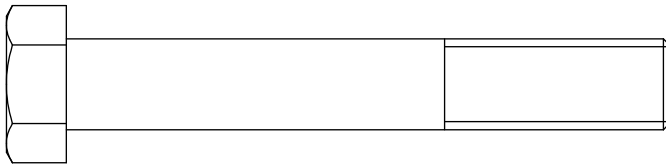
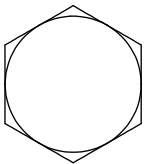
A17.M10X85L General Hexagonal Screw Qty.1



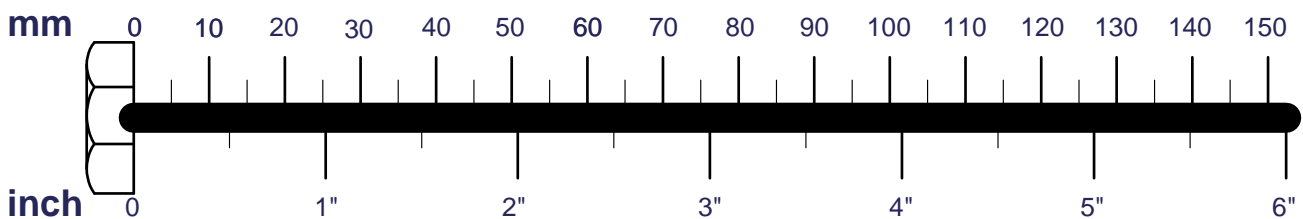
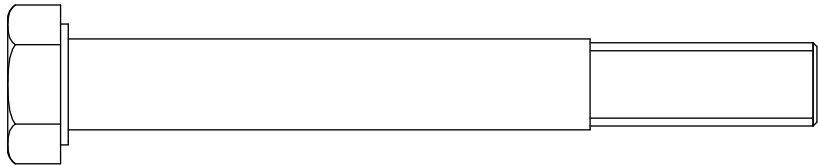
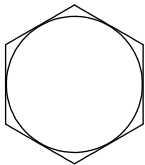
A18.M12X70L General Hexagonal Screw Qty.1



A19.M12X80L General Hexagonal Screw Qty.20

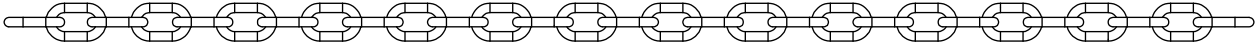


A20.M12X100L General Hexagonal Screw Qty.2

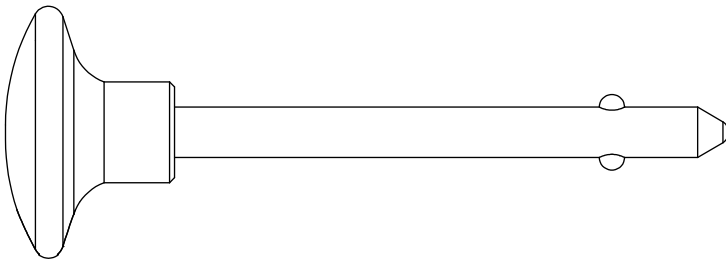


**CLLM88 HARDWARE**  
(shown in actual size)

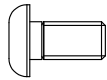
A21.23 Eye Chain(8820-002) Qty.1



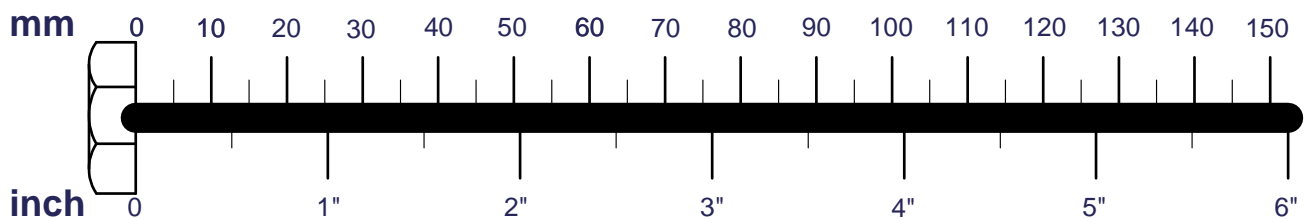
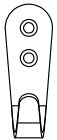
A22.Double bead pin(8250-071) Qty.1



A23.M5X10L Half Round Head Hexagonal Screw Qty.4

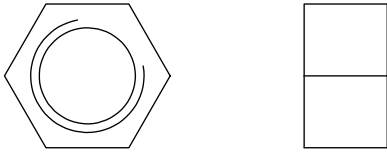


A24.The hook(8341-174) Qty.1

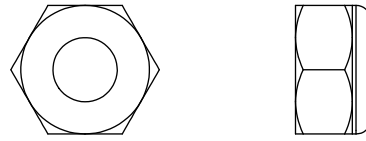


**CLLM88 HARDWARE**  
(shown in actual size)

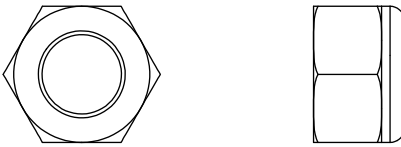
B1.1/2" NUT (13牙) Qty.1



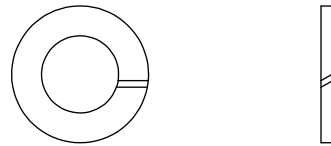
B2.M10 Nylon Lock Nut Qty.15



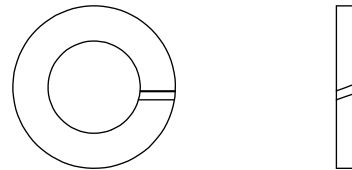
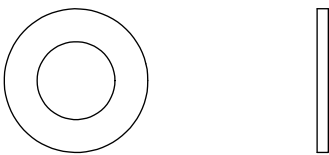
B3.M12 Nylon Lock Nut Qty.23



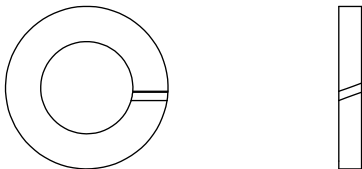
C1.M10 Spring Washer Qty.8(Pre-installed)



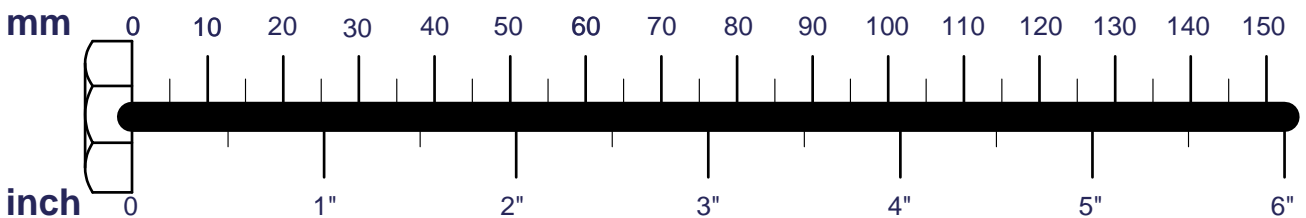
C2.M10-Ø19 Washer Qty.14( 8PCS Pre-installed) C3.M12 Spring Washer Qty.1(Pre-installed)



C4.1/2" Spring Washer Qty.1



C5.3/8" Spring Washer Qty.1



**CLLM88 HARDWARE**  
(shown in actual size)

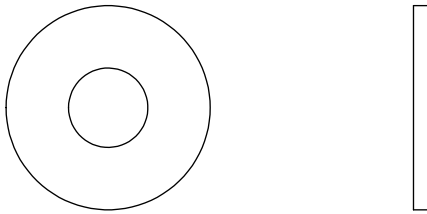
C6.M8 Spring Washer Qty.4



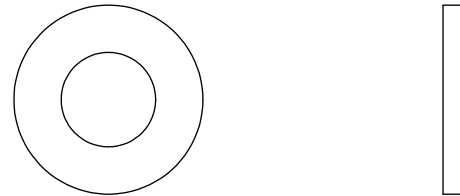
C7.M8-Ø18 Washer Qty.8



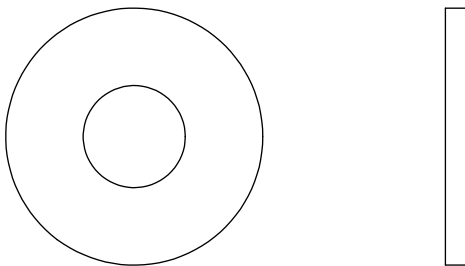
C8.M10-Ø27 Washer Qty.25



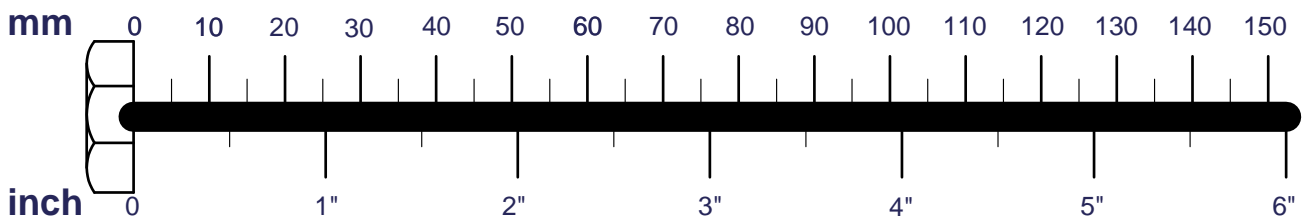
C9.M12-Ø24 Washer Qty.14



C10.M12-Ø34 Washer Qty.32

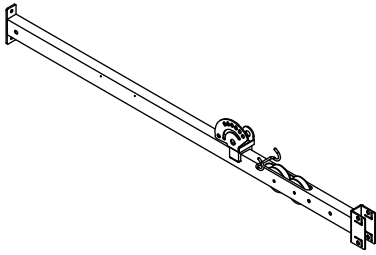


C11.M5 Washer Qty.4

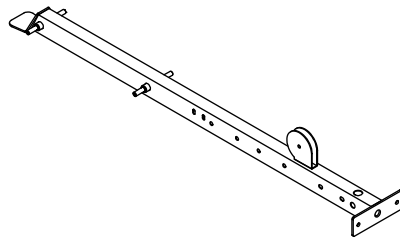


CLLM88 HARDWARE  
(shown in actual size)

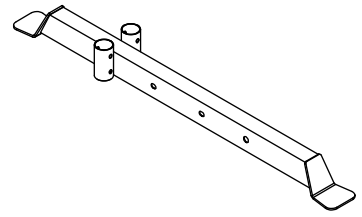
A[1PCS]



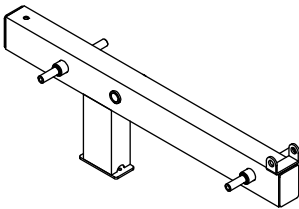
B[1PCS]



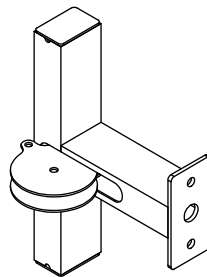
C[1PCS]



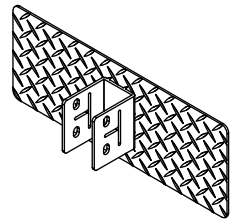
D[1PCS]



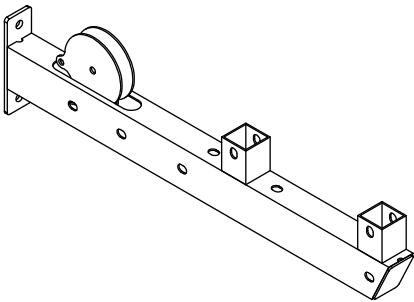
E[1PCS]



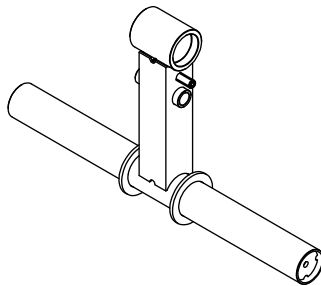
F[1PCS]



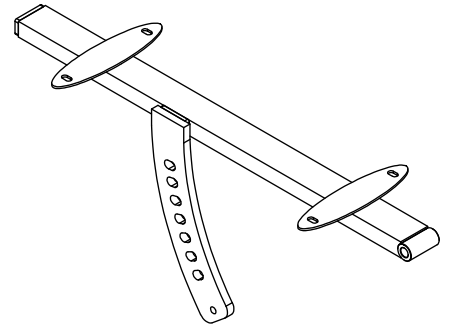
G[1PCS]



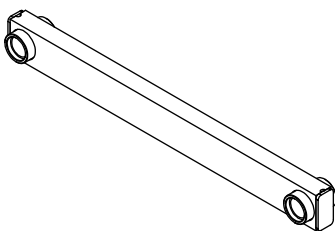
H[1PCS]



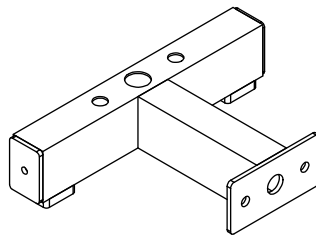
I[1PCS]



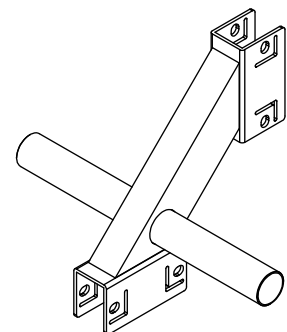
J[4PCS]



K[1PCS]

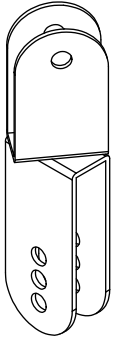


L[1PCS]

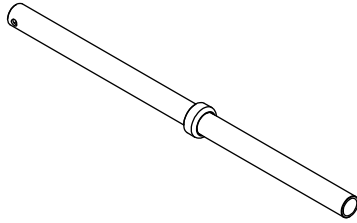


CLLM88 HARDWARE  
(shown in actual size)

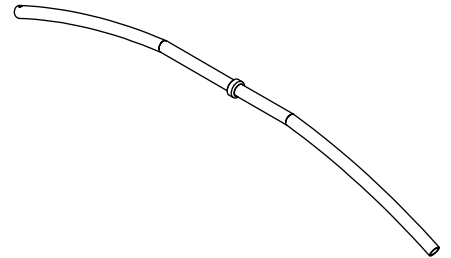
M[1PCS]



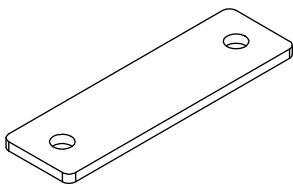
N[1PCS]  
(20LB200E)



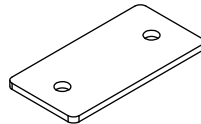
O[1PCS]  
(20LB200J)



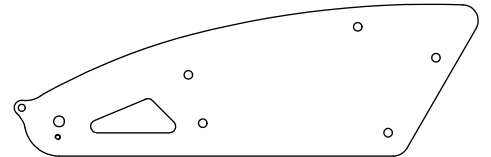
P[1PCS]  
(8312-091)



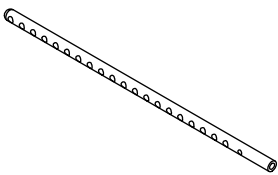
Q[2PCS]  
(8313-082)



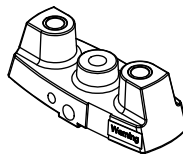
R[2PCS]  
(8360-230)



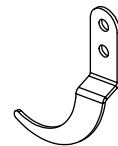
S[1PCS]  
(8210-042)



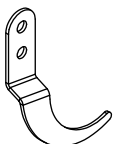
T[1PCS]  
(8400-006)



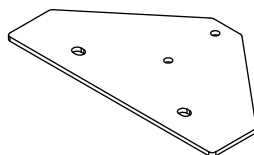
U[1PCS]  
(8350-078)



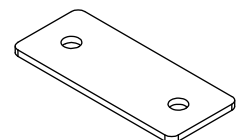
V[1PCS]  
(8350-079)



W[1PCS]  
(8360-229)

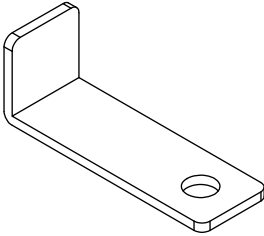


X[1PCS]  
(8312-008)

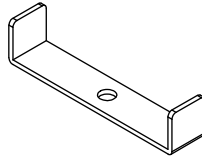


**CLLM88 HARDWARE**  
(shown in actual size)

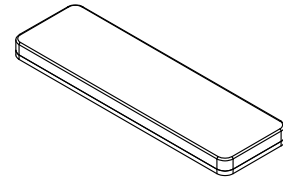
**Y[1PCS]**  
(8331-017)



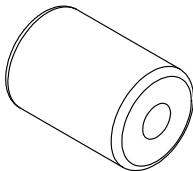
**Z[2PCS]**  
(8321-077)



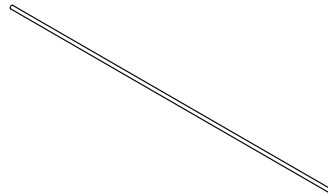
**Z1[1PCS]**  
(9111-119)



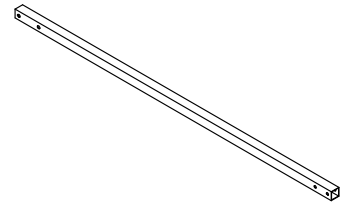
**Z2[2PCS]**  
(9161-078)



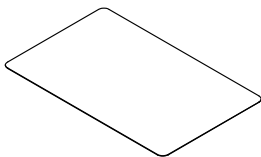
**Z3[2PCS]**  
(10CLLM88-01)



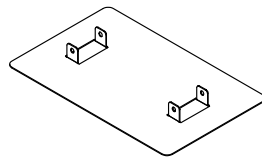
**Z4[1PCS]**  
(10CLLM88-06)



**Z5[1PCS]**  
(9420-168)



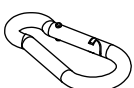
**Z6[1PCS]**  
(8313-299)



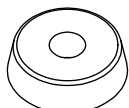
**CLLM88 HARDWARE**  
(shown in actual size)

D1.Hulu Hook(8810-001).....	[4PCS]
D2.Rubber Ring(9310-010).....	[2PCS]
D3.End Cap(8130-231)(Pre-installed).....	[2PCS]
D4.Axis Center(8220-360)(Pre-installed).....	[1PCS]
D5.Nylon Huasi(9214-039).....	[4PCS]
D6.End Cap(8130-236).....	[2PCS]
D7.Rubber Pad(9310-077)(Pre-installed).....	[1PCS]
D8.Fixed Shaft Sleeve(8530-036).....	[2PCS]
D9.Guide Rod Bundle(9211-046).....	[2PCS]
D10.Belt Pulley Assembly(9213-002C-01).....	[8PCS]
D11.Circular Side Cover(9211-173).....	[4PCS]
D12.Double Layered Cover(9211-029)(Pre-installed).....	[4PCS]
D13.Weight Stack Pin Lanyard(F920003).....	[1PCS]
D14.Swivel(8130-464)(Pre-installed).....	[2PCS]
D15.Fixed Sleeve(8120-147).....	[2PCS]
D16.Handle(9162-116)(Pre-installed).....	[2PCS]
D17.Mushroom Plug(9211-074)(Pre-installed).....	[2PCS]
D18.Rubber Coated Washer(9214-030)(Pre-installed).....	[1PCS]
D19.Square Plug(9211-006).....	[3PCS]
D20.Copper Washer(8520-008).....	[2PCS]
D21.Filler Piece(9310-128)(Pre-installed).....	[2PCS]
D22.End Cap(8510-054)(Pre-installed).....	[16PCS]
D23.Extended Adjustment Group(8250-068)(Pre-installed).....	[2PCS]
D24.Bushing(9211-196)(Pre-installed).....	[2PCS]
D25.End Cap(8510-018)(Pre-installed).....	[2PCS]
D26.Immersion Handle(9162-174)(Pre-installed).....	[2PCS]
D27.Immersion Handle(9162-196)(Pre-installed).....	[2PCS]
D28.Round Plug(9211-016)(Pre-installed).....	[4PCS]
D29.Iron Sleeve(8130-465)(Pre-installed).....	[2PCS]
D30.Steel Cable 2650mm.....	[1PCS]
D31.Steel Cable 4565mm.....	[1PCS]

D1



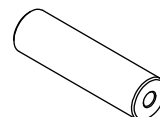
D2



D3



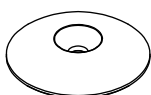
D4



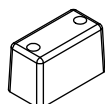
D5



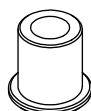
D6



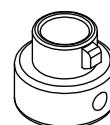
D7



D8



D9



D10



CLLM88 HARDWARE  
(shown in actual size)


D11



D12



D13



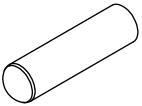
D14



D15



D16



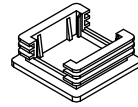
D17



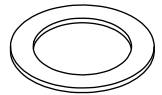
D18



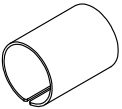
D19



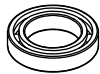
D20



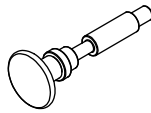
D21



D22



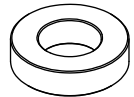
D23



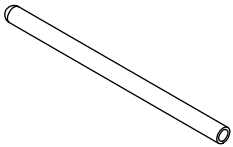
D24



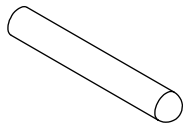
D25



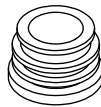
D26



D27




D28




D29



D30

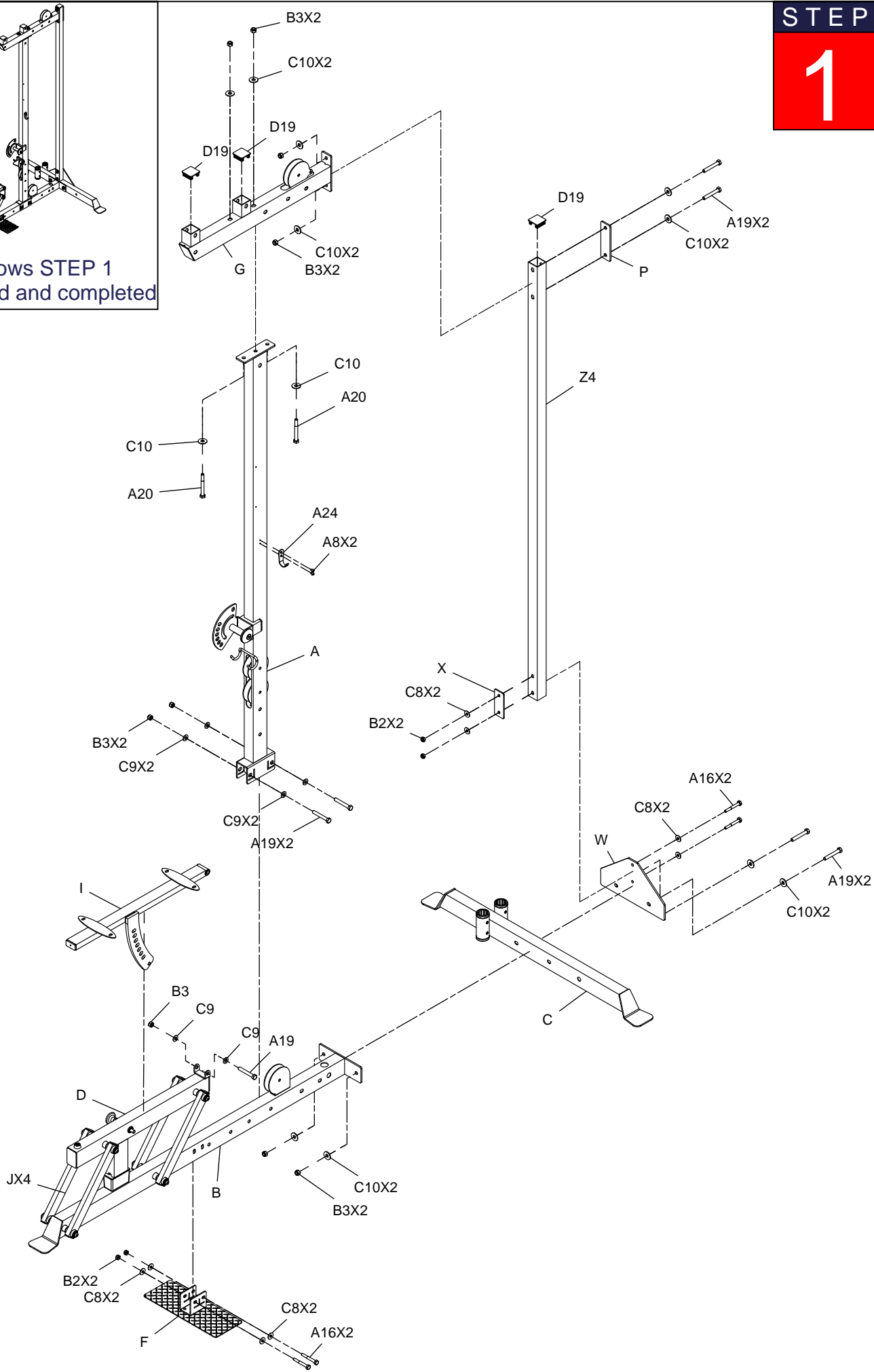


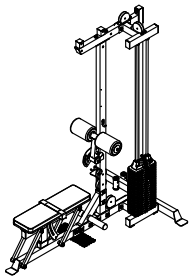
D31



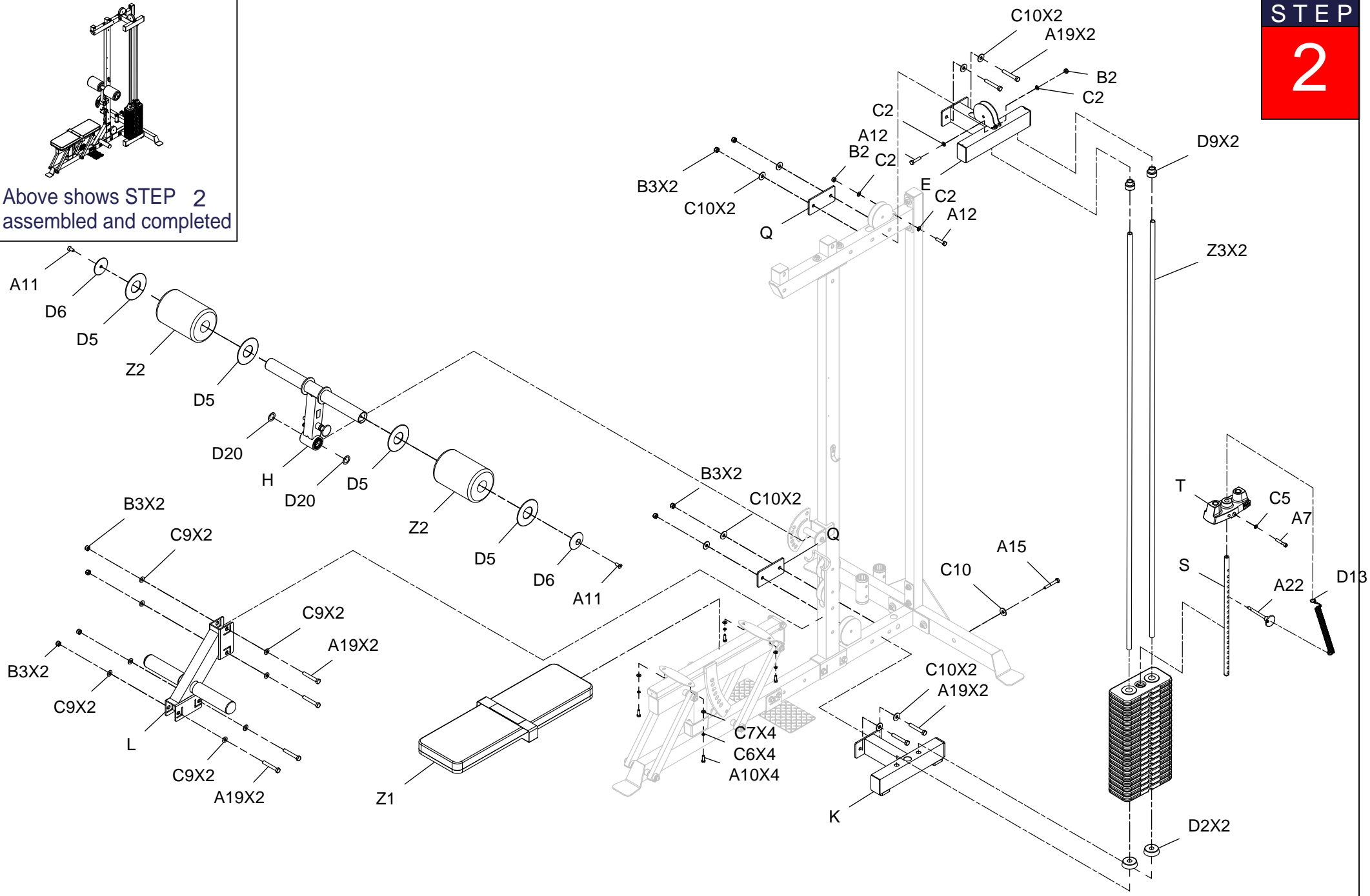
STEP  
**1**

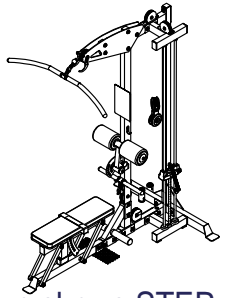
Above shows STEP 1 assembled and completed



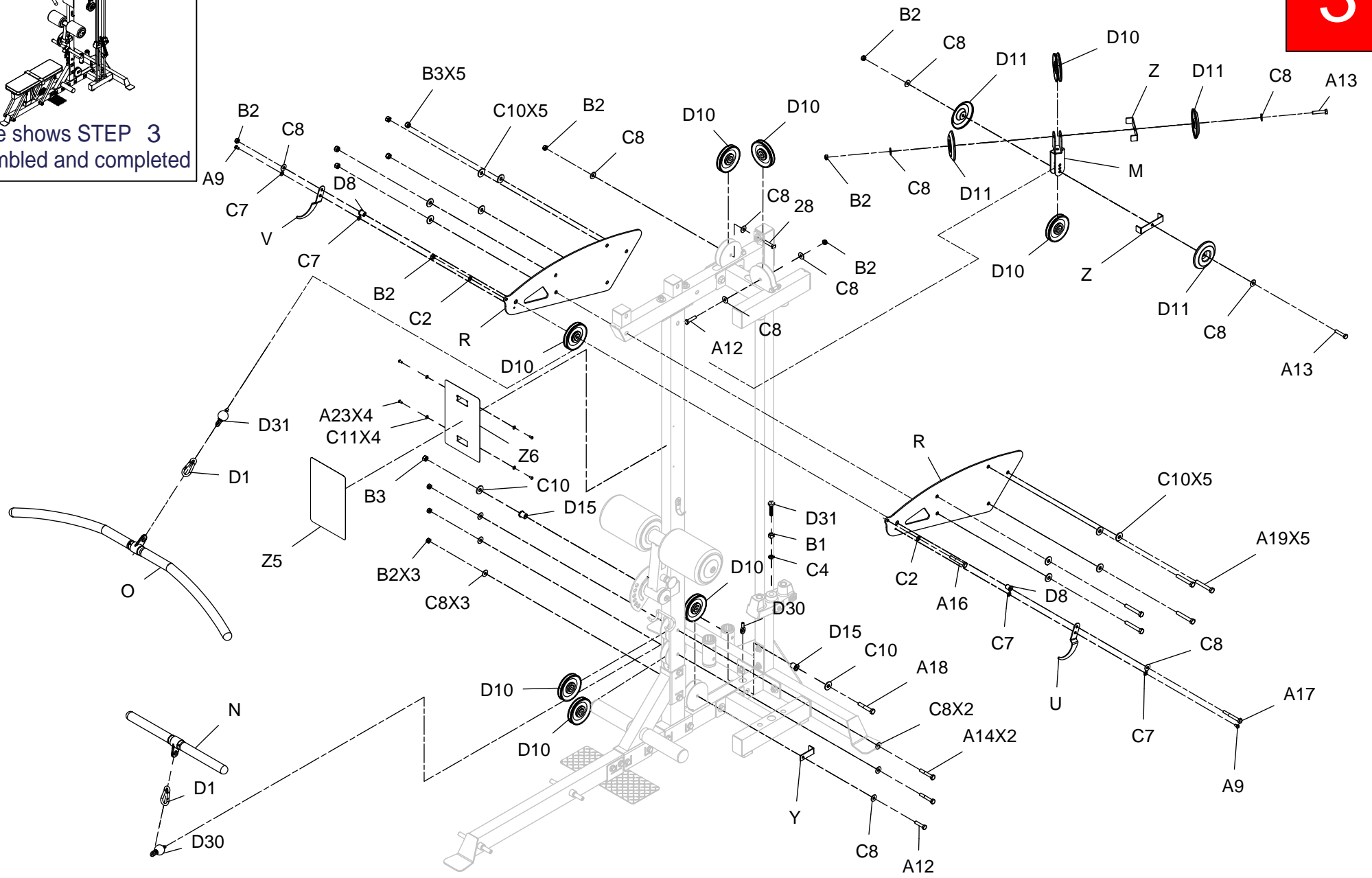


Above shows STEP 2 assembled and completed

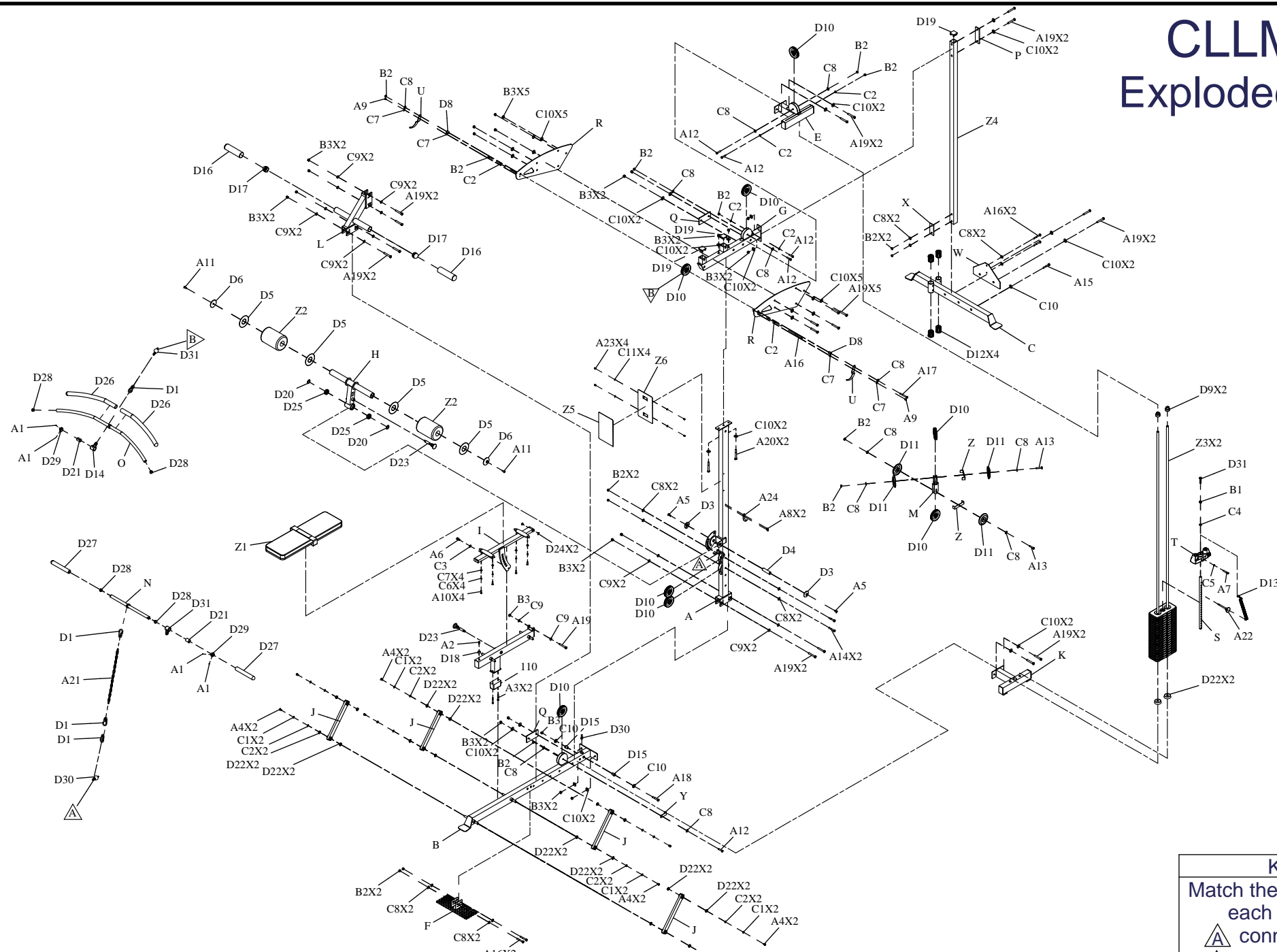




Above shows STEP 3 assembled and completed



# CLLM88 Exploded View



KEY			
Match the letters inside each triangle			
	connects		
	connects		

# CLLM88-钢索示意图

