

Body-Solid®

Classic Gym

Product Data Sheet

F600

Fusion 600 Personal Trainer



- FUSION600 INCLUDES:**
- Lat Bar
 - Low Row Bar
 - Functional Trainer Straps
 - Ankle Strap
 - Workout DVD
 - Exercise Chart

BI-ANGULAR™ CONVERGING PRESS ARM
25% more muscle interaction for better results.




FUSION 600 Dimensions
48" W • 76" L • 83" H

FUSION600 Shown with optional Leg Press and VKR Stations



OPTIONS



F600

Fusion 600 Personal Trainer

With its design-forward aesthetic and motivating presence, you've found a new partner in total physical fitness with the Body-Solid Fusion 600 home gym. Design your gym to adapt to your available floor space and address your training needs, preferences and goals. Just add the stations and accessories that will help you achieve your specific fitness goals. Then, work out on your own time, at your own pace, in your own home. The Fusion 600 features our Bi-Angular® converging press arm that generates 25% more muscle interaction for better results. It also sports a leg curl station that puts you in the driver's seat for developing both hamstrings simultaneously from a comfortable, seated position.

Special Features

- Body-Solid's revolutionary Bi-Angular® press arm that generates 25% more muscle interaction for better results
- 4-position standard press arm with ergonomically designed multi-position handles
- A leg curl station that lets the user develop both hamstrings simultaneously from a comfortable, seated position

International Sales Office +
Tel: 886-2-2720-9980 Fax: 886-2-2722-9750
E-mail: joong@ms13.hinet.net

FUNCTIONAL TRAINING



F600 Arm Press



F600 Arm Raise



F600 Arm Rev Fly




F600 Arm Seat Press



F600 Arm Shoulder Press



F600 Dec Press



F600 Leg Curl



F600 Leg Ext



F600 Rev Fly




F600 Seat Curl



F600 Seat Fly 2



F600 Seat Fly



F600 Seat Press



F600 Seat Row



F600 Seat Shoulder Press